

MINI SHEARS

- ▲ Lightweight design for stability of operating machine
- ▲ Trunnion mounting cylinder for compact design
- ▲ High strength and wear resistance materials (Hardox) for reliability
- ▲ Full line-up for mini excavators



Description	Units	SH020R	SH030-S	SH050H-S	SH050H-SD	
Weight	lbs	420	640	1,110	1,200	
Arm Opening Width	A inch	8"	9"	12"	12"	
Overall Width	B mm	478	563	720	790	
Overall Length	C inch	37"	48"	53"	53"	
Body Width	D mm	290	350	465	465	
Arm Width	E mm	132	140	180	232	
Crushing Force	F kN	-	-	-	379 (@27MPa)	
Cutting Force	G kN	389 (@24MPa)	537 (@24MPa)	823 (@27MPa)	579 (@27MPa)	
	H kN	743 (@24MPa)	1,269 (@24MPa)	2,006 (@27MPa)	900 (@27MPa)	
	I kN	-	-	-	1,916 (@27MPa)	
Cutter Length	J mm	100	125	150	247	
	K mm	100	150	200		
Allowable Max. System Pressure	MPa	28	28	30	30	
Swing Motor Setting Pressure	MPa	-	-	12	12	
Recommended Oil Flow	Cylinder	GPM	5 ~ 12	8 ~ 19	13 ~ 23	13 ~ 23
	S / Motor	lpm	-	-	10 ~ 15	10 ~ 15
Rotating	-	360° Free		360° Hydraulic rotation		
Recommended Carrier Weight	ton	1.5 ~ 3.0	2.5 ~ 5.0	4.5 ~ 8.0	4.5 ~ 9.0	

*Above specifications are subject to change without prior notice.



INTERNATIONAL
ATTACHMENTS

Expert help a call away!

☎ 877-219-1962 Toll Free

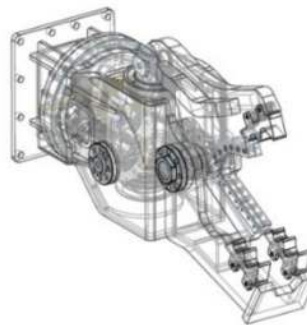
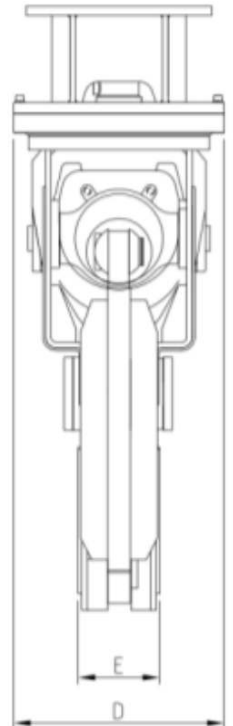
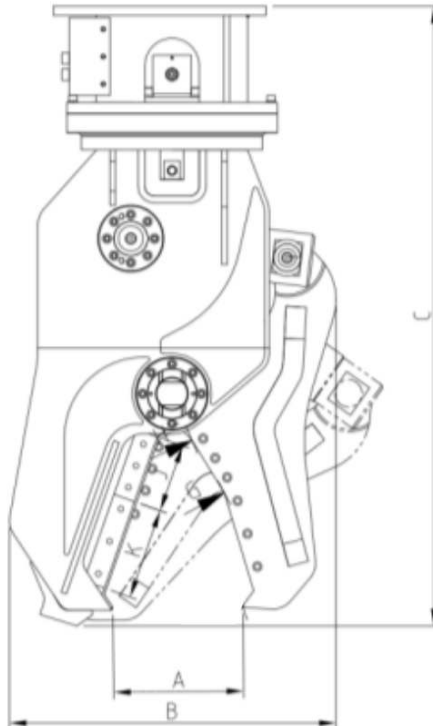
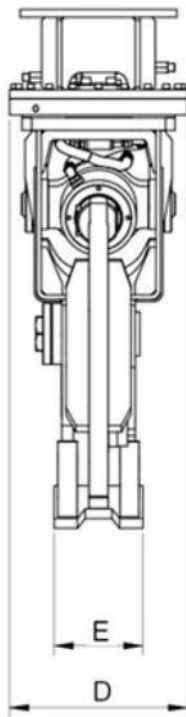
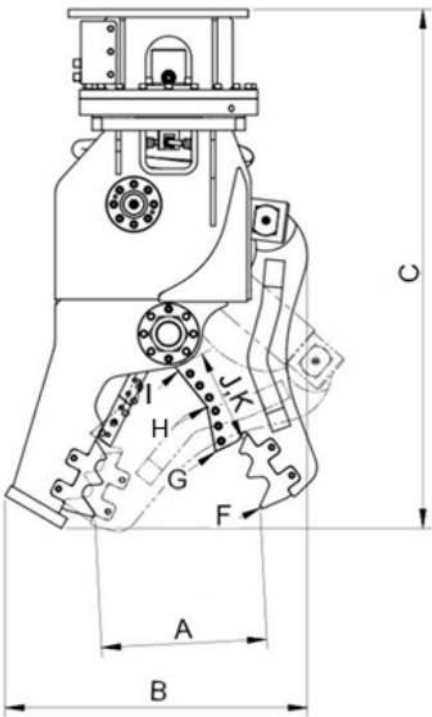
✉ Info@iai-usa.com

🌐 iai-usa.com

USA/ Canada and Mexico , South America Sales and Service

MINI SHEARS

MODELS



**Demolition
Shear
(SH050H-SD)**